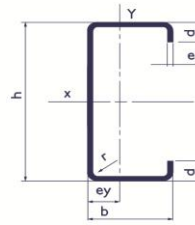




PERFIL C

MEDIDAS Y CARACTERÍSTICAS GEOMÉTRICAS

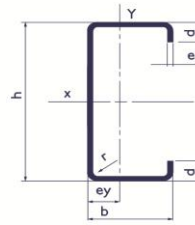


Designación del Perfil	Altura (alma)	Ala (rama)	Ala Rig. (rigidizador)	Espesor	Radio de Acuerdo	Área nominal de la sección	Masa Nominal	Distancias al Centro de Gravedad (1)	Momentos de Inercia (1)		Módulos Resistente (1)		Radios de Giro (1)	
	h	b	d						I_y	I_x	W_y	W_x	i_y	i_x
	mm	mm	mm						Cm^4	Cm^4	Cm^3	Cm^3	Cm	Cm
(8) 80x40x15 x 1.60	80	40	15	1.60	1.60	2.87	2.25	1.31	29.03	6.73	7.26	2.66	3.18	1.53
80x40x15 x 1.80	80	40	15	1.80	1.80	3.21	2.52	1.28	32.21	7.43	8.05	2.93	3.17	1.52
(8) 80x40x15 x 2.00	80	40	15	2.00	2.00	3.54	2.78	1.26	35.25	8.07	8.81	3.18	3.16	1.51
(8) 80x50x15 x 1.60	80	50	15	1.60	1.60	3.19	2.51	1.73	33.95	11.46	8.49	3.69	3.26	1.89
(8) 80x50x15 x 2.00	80	50	15	2.00	2.00	3.94	3.09	1.69	41.33	13.82	10.33	4.44	3.24	1.87
(8) 80x50x20 x 1.60	80	50	20	1.60	1.60	3.35	2.63	1.88	34.76	12.85	8.69	4.34	3.22	1.96
(8) 80x50x20 x 2.00	80	50	20	2.00	2.00	4.14	3.25	1.84	42.35	15.54	10.59	5.24	3.20	1.94
100x40x15 x 1.60	100	40	15	1.60	1.60	3.19	2.51	1.17	48.97	7.30	9.79	2.73	3.92	1.51
100x40x15 x 2.00	100	40	15	2.00	2.00	3.94	3.09	1.12	59.66	8.76	11.93	3.27	3.89	1.49
100x45x10 x 1.60	100	45	10	1.60	1.60	3.19	2.51	1.22	50.59	8.25	10.12	2.52	3.98	1.61
100x45x10 x 2.00	100	45	10	2.00	2.00	3.94	3.09	1.18	61.65	9.89	12.33	3.47	3.96	1.58
100x45x15 x 1.60	100	45	15	1.60	1.60	3.35	2.63	1.36	52.85	9.66	10.57	3.08	3.97	1.70
100x45x15 x 2.00	100	45	15	2.00	2.00	4.14	3.25	1.32	64.46	11.63	12.89	3.66	3.95	1.68
(8) 100x50x15 x 1.60	100	50	15	1.60	1.60	3.51	2.76	1.57	56.70	12.41	11.34	3.79	4.02	1.88
100x50x15 x 1.80	100	50	15	1.80	1.80	3.93	3.08	1.55	63.07	13.74	12.61	4.20	4.01	1.87
(8) 100x50x15 x 2.00	100	50	15	2.00	2.00	4.34	3.40	1.53	69.23	14.98	13.85	4.57	4.00	1.86
(8) 100x50x15 x 2.50	100	50	15	2.50	2.50	5.34	4.19	1.47	83.99	17.90	16.80	5.46	3.97	1.83
(8) 100x50x20 x 1.60	100	50	20	1.60	1.60	3.67	2.88	1.71	58.39	13.97	11.68	4.46	3.99	1.95
(8) 100x50x20 x 2.00	100	50	20	2.00	2.00	4.54	3.56	1.67	71.35	16.91	14.27	5.39	3.97	1.93
(8) 100x50x20 x 2.50	100	50	20	2.50	2.50	5.59	4.39	1.61	86.64	20.28	17.33	6.46	3.94	1.90
(8) 120x50x15 x 1.60	120	50	15	1.60	1.60	3.83	3.01	1.43	86.48	13.21	14.41	3.87	4.75	1.86
120x50x15 x 1.80	120	50	15	1.80	1.80	4.29	3.37	1.41	96.28	14.62	16.05	4.29	4.74	1.85
(8) 120x50x15 x 2.00	120	50	15	2.00	2.00	4.74	3.72	1.39	105.80	15.95	17.63	4.67	4.73	1.83
120x50x15 x 2.50	120	50	15	2.50	2.50	5.84	4.58	1.39	128.78	19.11	21.46	5.60	4.70	1.81
120x50x15 x 3.20	120	50	15	3.20	3.20	7.33	5.75	1.26	158.61	22.98	26.44	6.72	4.65	1.77
(8) 120x50x20 x 1.60	120	50	20	1.60	1.60	3.99	3.13	1.56	89.37	14.91	14.89	4.55	4.73	1.93
120x50x20 x 2.00	120	50	20	2.00	2.00	4.94	3.88	1.52	109.42	18.05	18.24	5.51	4.71	1.91
(8) 120x50x20 x 2.50	120	50	20	2.50	2.50	6.09	4.78	1.47	133.22	21.66	22.20	6.60	4.68	1.89
(8) 120x50x20 x 3.20	120	50	20	3.20	3.20	7.65	6.00	1.40	164.23	26.15	27.37	7.96	4.63	1.85
120x60x20 x 1.80	120	60	20	1.80	1.80	4.83	3.79	1.95	112.11	25.41	18.69	6.57	4.82	2.29
120x60x20 x 2.00	120	60	20	2.00	2.00	5.34	4.19	1.93	123.39	27.84	20.56	7.19	4.81	2.28
120x60x20 x 3.20	120	60	20	3.20	3.20	8.29	6.51	1.80	186.23	40.90	31.04	10.55	4.74	2.22
140x50x10x1.60	140	50	10	1.60	1.60	3.99	3.13	1.18	118.65	11.92	16.95	3.25	5.45	1.73
140x50x10x2.00	140	50	10	2.00	2.00	4.94	3.88	1.13	145.28	14.34	20.75	3.91	5.42	1.72
140x50x10x2.50	140	50	10	2.50	2.50	6.09	4.78	1.08	176.91	17.08	25.27	4.65	5.39	1.67
140x50x15x 1.60	140	50	15	1.60	1.60	4.15	3.26	1.31	123.94	13.90	17.71	3.94	5.46	1.83
(8) 140x50x15x 2.00	140	50	15	2.00	2.00	5.14	4.03	1.27	151.85	16.76	21.69	4.75	5.44	1.81
140x50x15x2.50	140	50	15	2.50	2.50	6.34	4.98	1.22	185.18	20.09	26.45	5.69	5.40	1.78
140x50x20 x 1.60	140	50	20	1.60	1.60	4.31	3.38	1.44	128.36	15.73	18.34	4.63	5.46	1.91
(8) 140x50x20 x 2.00	140	50	20	2.00	2.00	5.34	4.19	1.40	157.36	19.03	22.48	5.60	5.43	1.89
(8) 140x50x20 x 2.50	140	50	20	2.50	2.50	6.59	5.17	1.35	191.98	22.84	27.43	6.71	5.40	1.86
(8) 140x50x20 x 3.20	140	50	20	3.20	3.20	8.14	6.51	1.27	231.85	27.66	33.41	8.03	5.44	1.81
(8) 140x60x15 x 2.00	140	60	15	2.00	2.00	5.54	4.35	1.65	170.89	26.18	24.41	6.30	5.56	2.17
(8) 140x60x20 x 1.60	140	60	20	1.60	1.60	4.63	3.64	1.83	143.65	24.14	20.52	6.02	5.57	2.28
140x60x20 x 1.80	140	60	20	1.80	1.80	5.19	4.07	1.81	160.22	26.80	22.89	6.68	5.56	2.27
(8) 140x60x20 x 2.00	140	60	20	2.00	2.00	5.74	4.50	1.79	176.41	29.35	25.20	7.32	5.55	2.26
(8) 140x60x20 x 2.50	140	60	20	2.50	2.50	7.09	5.56	1.74	215.62	35.41	30.80	8.82	5.52	2.23
(8) 140x60x20 x 3.20	140	60	20	3.20	3.20	8.93	7.01	1.66	267.31	43.08	38.19	10.72	5.47	2.20
150x100x30 x 3.20	150	100	30	3.20	3.20	12.45	9.77	3.56	468.75	179.17	62.50	29.28	6.14	3.79
150x100x30 x 4.75	150	100	30	4.75	4.75	17.99	14.12	3.39	660.06	248.07	88.01	40.46	6.06	3.71
150x100x40x3.20	150	100	40	3.20	3.20	13.09	10.27	3.85	479.05	200.80	63.87	34.45	6.05	3.92
150x100x40x4.75	150	100	40	4.75	4.75	18.94	14.87	3.69	675.34	279.44	90.05	47.88	5.97	3.84
160x50x15 x 2.00	160	50	15	2.00	2.00	5.54	4.35	1.17	208.23	17.49	26.03	4.82	6.13	1.78
160x50x20x 2.00	160	50	20	2.00	2.00	5.74	4.50	1.30	216.04	19.89	27.01	5.68	6.14	1.86
160x60x15x1.60	160	60	15	1.60	1.60	4.79	3.76	1.57	189.76	22.53	23.72	5.28	6.29	2.17
160x60x15x2.00	160	60	15	2.00	2.00	5.94	4.66	1.53	233.19	27.35	29.15	6.49	6.27	2.15
(8) 160x60x20 x 1.60	160	60	20	1.60	1.60	4.95	3.89	1.71	195.98	25.23	24.50	6.11	6.29	2.26
(8) 160x60x20 x 2.00	160	60	20	2.00	2.00	6.14	4.82	1.67	240.95	30.68	30.12	7.42	6.27	2.24
(8) 160x60x20 x 2.50	160	60	20	2.50	2.50	7.59	5.96	1.61	294.93	37.03	36.87	8.95	6.23	2.21
(8) 160x60x20 x 3.20	160	60	20	3.20	3.20	9.57	7.51	1.54	366.41	45.06	45.80	10.89	6.19	2.17
160x60x25x1.60	160	60	25	1.60	1.60	5.11	4.01	1.83	201.31	27.79	25.16	6.94	6.28	2.33
160x60x25x2.50	160	60	25	2.50	2.50	7.84	6.15	1.74	303.32	40.98	37.91	10.22	6.22	2.29
160x60x25x4.75	160	60	25	4.75	4.75	14.19	11.14	1.51	524.40	66.91	65.55	16.66	6.08	2.17
160x60x25 x 3.20	160	60	25	3.20	3.20	9.89	7.76	1.67	376.99	49.97	47.12	12.46	6.18	2.25



PERFIL C

MEDIDAS Y CARACTERÍSTICAS GEOMÉTRICAS

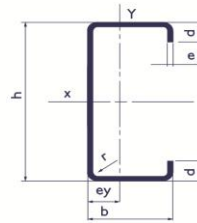


Designación del Perfil	Altura (alma)	Ala (rama)	Ala Rig. (rigidizador)	Espesor	Radio de Acuerdo	Área nominal de la sección	Masa Nominal	Distancias al Centro de Gravedad (1)	Momentos de Inercia (1)		Módulos Resistente (1)		Radios de Giro (1)	
	h	b	d						e	r	S	G	e _y	I _x
	mm	mm	mm	mm	mm	Cm ²	Kg/m	Cm	Cm ⁴	Cm ⁴	Cm ³	Cm ³	Cm	Cm
(E) 180x60x20 x 2.00	180	60	20	2.00	2.00	6.54	5.13	1.56	317.83	31.88	35.31	7.52	6.97	2.21
180x60x20 x 2.50	180	60	20	2.50	2.50	8.09	6.35	1.51	389.55	38.50	43.28	9.07	6.94	2.18
180x60x20 x 3.20	180	60	20	3.20	3.20	10.21	8.01	1.43	484.89	46.92	53.88	11.05	6.89	2.14
180x70x15x1,60	180	70	15	1.60	1.60	5.43	4.26	1.83	275.30	34.06	30.59	6.80	7.12	2.50
180x70x15x2,00	180	70	15	2.00	2.00	6.74	5.29	1.79	339.00	41.47	37.67	8.27	7.09	2.48
180x70x20 x 2.00	180	70	20	2.00	2.00	6.94	5.45	1.93	349.45	46.13	38.83	9.47	7.10	2.58
180x70x20 x 2.50	180	70	20	2.50	2.50	8.59	6.74	1.87	428.81	55.89	47.65	11.46	7.07	2.55
180x70x20 x 3.20	180	70	20	3.20	3.20	10.85	8.51	1.80	534.65	68.42	59.41	14.02	7.02	2.51
180x70x25 x 2.00	180	70	25	2.00	2.00	7.14	5.60	2.06	358.56	50.56	39.84	10.67	7.09	2.66
180x70x25 x 2.50	180	70	25	2.50	2.50	8.84	6.94	2.01	440.20	61.37	48.91	12.95	7.06	2.64
(E) 180x70x25 x 3.20	180	70	25	3.20	3.20	11.17	8.77	1.94	549.24	75.35	61.03	15.88	7.01	2.60
180x70x25 x 4,75	180	70	25	4.75	4.75	19.09	12.63	1.77	770.02	102.05	85.56	21.48	6.92	2.52
(E) 200x60x20 x 2.00	200	60	20	2.00	2.00	6.94	5.45	1.46	407.73	32.92	40.77	7.59	7.67	2.18
(E) 200x60x20 x 2.50	200	60	20	2.50	2.50	8.59	6.74	1.40	500.24	39.76	50.02	9.16	7.63	2.15
200x60x20 x 3.20	200	60	20	3.20	3.20	10.85	8.51	1.34	623.57	48.45	62.36	11.16	7.58	2.11
(E) 200x70x25 x 2.00	200	70	25	2.00	2.00	7.54	5.92	1.95	458.87	52.33	45.89	10.78	7.80	2.63
(E) 200x70x25 x 2.50	200	70	25	2.50	2.50	9.34	7.33	1.89	563.87	63.53	56.39	13.08	7.77	2.61
(E) 200x70x25 x 3.20	200	70	25	3.20	3.20	11.81	9.27	1.82	704.48	78.01	70.45	16.06	7.72	2.57
200x80x15x1,60	200	80	15	1.60	1.60	6.07	4.77	2.08	383.12	48.87	38.31	8.49	7.94	2.84
200x80x15x2,00	200	80	15	2.00	2.00	7.54	5.92	2.04	472.52	59.67	47.25	10.36	7.92	2.81
200x80x20x2,00	200	80	20	2.00	2.00	7.74	6.07	2.19	486.14	65.91	48.61	11.74	7.93	2.92
200x80x20x2,50	200	80	20	2.50	2.50	9.59	7.53	2.13	597.76	80.13	59.78	14.27	7.90	2.89
(E) 200x80x20x3,20	200	80	20	3.20	3.20	12.13	9.52	2.06	747.52	98.61	74.75	17.54	7.85	2.85
(E) 200x80x25 x 2.00	200	80	25	2.00	2.00	7.94	6.23	2.33	498.07	71.80	49.81	13.12	7.92	3.01
(E) 200x80x25 x 2.50	200	80	25	2.50	2.50	9.84	7.72	2.27	612.63	87.41	61.26	15.96	7.89	2.98
200x80x25 x 3.20	200	80	25	3.20	3.20	12.45	9.77	2.20	766.45	107.76	76.64	19.66	7.85	2.94
200x80x25 x 4,75	200	80	25	4.75	4.75	17.99	14.12	2.03	1081.12	147.25	108.11	26.82	7.75	2.86
200x100x25x3,20	200	100	25	3.20	3.20	13.73	10.78	2.99	890.69	185.46	89.07	27.71	8.06	3.68
200x100x25x4,75	200	100	25	4.75	4.75	19.89	15.61	2.82	1262.24	256.36	126.22	38.23	7.97	3.59
200x100x30x4,75	200	100	30	4.75	4.75	20.37	15.99	2.97	1287.22	275.78	128.72	42.07	7.95	3.68
220x60x20 x 2.00	220	60	20	2.00	2.00	7.34	5.76	1.38	511.50	33.84	46.50	7.65	8.35	2.15
(E) 220x60x20 x 2.50	220	60	20	2.50	2.50	9.09	7.13	1.33	628.10	40.87	57.10	9.24	8.31	2.12
220x60x20 x 3.20	220	60	20	3.20	3.20	11.49	9.02	1.26	783.94	49.82	71.27	11.26	8.26	2.08
(E) 220x70x25 x 2.00	220	70	25	2.00	2.00	7.94	6.23	1.84	574.34	53.95	52.21	10.89	8.51	2.61
220x70x25 x 2.50	220	70	25	2.50	2.50	9.84	7.72	1.79	706.38	65.54	64.22	13.22	8.47	2.58
220x70x25 x 3.20	220	70	25	3.20	3.20	12.45	9.77	1.72	883.65	80.54	80.33	16.24	8.43	2.54
220x80x25 x 2.00	220	80	25	2.00	2.00	8.34	6.54	2.21	621.77	74.04	56.52	13.24	8.64	2.98
220x80x25 x 2.50	220	80	25	2.50	2.50	10.34	8.12	2.16	765.36	90.14	69.58	16.12	8.60	2.95
220x80x25 x 3.20	220	80	25	3.20	3.20	13.09	10.27	2.08	958.53	111.14	87.14	19.86	8.56	2.91
220x80x25 x 4,75	220	80	25	4.75	4.75	18.94	14.87	1.92	1355.24	151.93	123.20	27.11	8.46	2.83
220x90x25 x 2.00	220	90	25	2.00	2.00	8.74	6.86	2.59	669.39	98.10	60.85	15.79	8.75	3.35
220x90x25 x 2.50	220	90	25	2.50	2.50	10.84	8.51	2.53	824.66	119.74	74.97	19.26	8.72	3.32
220x90x25 x 3.20	220	90	25	3.20	3.20	13.73	10.78	2.46	1034.07	148.17	94.01	23.82	8.68	3.29
240x80x20 x 2.00	240	80	20	2.00	2.00	8.54	6.70	1.97	743.13	69.66	61.93	11.95	9.33	2.86
240x80x20 x 2.50	240	80	20	2.50	2.50	10.59	8.31	1.92	914.98	84.68	76.25	14.53	9.30	2.83
240x80x20 x 3.20	240	80	20	3.20	3.20	13.41	10.52	1.85	1146.37	104.16	95.53	17.86	9.25	2.79
240x80x25 x 2.00	240	80	25	2.00	2.00	8.74	6.86	2.10	762.25	76.11	63.52	13.36	9.34	2.95
240x80x25 x 2.50	240	80	25	2.50	2.50	10.84	8.51	2.05	938.94	92.71	78.24	16.27	9.31	2.92
240x80x25 x 3.20	240	80	25	3.20	3.20	13.73	10.78	1.98	1177.15	114.38	98.10	20.06	9.26	2.89
240x80x25 x 4,75	240	80	25	4.75	4.75	19.89	15.61	1.82	1667.25	156.16	138.94	27.36	9.16	2.80
240x90x25 x 2.00	240	90	25	2.00	2.00	9.14	7.17	2.47	818.89	100.86	68.24	15.93	9.47	3.32
240x90x25 x 2.50	240	90	25	2.50	2.50	11.34	8.90	2.42	1009.45	123.12	84.12	19.44	9.44	3.30
(E) 240x90x25 x 3.20	240	90	25	3.20	3.20	14.37	11.28	2.34	1266.88	152.37	105.57	24.05	9.39	3.26
(E) 240x90x30 x 2.50	240	90	30	2.50	2.50	11.59	9.10	2.55	1030.84	132.55	85.90	21.38	9.43	3.38
(E) 240x90x30 x 3.20	240	90	30	3.20	3.20	14.69	11.53	2.48	1294.26	164.32	107.86	26.49	9.39	3.34
240x100x25 x 2.00	240	100	25	2.00	2.00	9.54	7.49	2.85	875.54	129.88	72.96	18.68	9.58	3.69
240x100x25 x 2.50	240	100	25	2.50	2.50	11.84	9.29	2.79	1079.96	158.82	90.00	22.83	9.55	3.66
240x100x25 x 3.20	240	100	25	3.20	3.20	15.01	11.78	2.72	1356.60	197.07	113.05	28.31	9.51	3.62



PERFIL C

MEDIDAS Y CARACTERÍSTICAS GEOMÉTRICAS



Designación del Perfil	Altura (alma)	Ala (rama)	Ala Rig. (rigidizador)	Espesor	Radio de Acuerdo	Area nominal de la sección	Masa Nominal	Distancias al Centro de Gravedad (1)	Momentos de Inercia (1)		Módulos Resistente (1)		Radios de Giro (1)	
	h	b	d						ey	I _x	I _y	W _x	W _y	i _x
	mm	mm	mm	mm	mm	Cm ²	Kg/m	Cm	Cm ⁴	Cm ⁴	Cm ³	Cm ³	Cm	Cm
260x80x15x 1,60	260	80	15	1.60	1.60	7.03	5.52	1.79	705.62	52.76	54.28	8.72	10.02	2.74
260x80x15x 2,00	260	80	15	2.00	2.00	8.74	6.86	1.75	871.67	64.42	67.05	10.64	9.99	2.72
260x80x20x 1,60	260	80	20	1.60	1.60	7.19	5.65	1.92	725.87	58.34	55.84	9.86	10.05	2.85
260x80x20 x 2,00	260	80	20	2.00	2.00	8.94	7.02	1.88	896.88	71.30	68.99	12.04	10.02	2.82
260x80x20 x 2,50	260	80	20	2.50	2.50	11.09	8.70	1.83	1104.94	86.68	85.00	14.64	9.98	2.80
260x80x20 x 3,20	260	80	20	3.20	3.20	14.05	11.03	1.76	1385.52	106.62	106.58	18.00	9.93	2.76
260x80x20x 4,75	260	80	20	4.75	4.75	20.37	15.99	1.59	1964.13	144.96	151.09	24.44	9.82	2.67
260x80x40x 2,50	260	80	40	2.50	2.50	12.09	9.49	2.31	1205.47	117.59	92.73	21.61	9.99	3.12
260x80x40x3,20	260	80	40	3.20	3.20	15.33	12.03	2.24	1514.34	145.78	116.49	26.78	9.94	3.08
260x80x40x 4,75	260	80	40	4.75	4.75	22.27	17.48	2.08	2154.77	201.32	165.75	36.97	9.84	3.01
260x90x25 x 2,00	260	90	25	2.00	2.00	9.54	7.49	2.36	986.67	103.39	75.90	16.06	10.17	3.29
260x90x25 x 2,50	260	90	25	2.50	2.50	11.84	9.29	2.31	1216.92	126.22	93.61	19.60	10.14	3.27
260x90x25 x 3,20	260	90	25	3.20	3.20	15.13	11.88	2.31	1549.52	164.84	119.19	25.08	10.12	3.30
260x100x25 x 2,00	260	100	25	2.00	2.00	9.94	7.80	2.73	1053.24	133.22	81.02	18.84	10.30	3.66
260x100x25 x 2,50	260	100	25	2.50	2.50	12.34	9.69	2.68	1299.80	162.91	99.98	23.03	10.26	3.63
260x100x25 x 3,20	260	100	25	3.20	3.20	15.65	12.28	2.60	1633.94	202.16	125.69	28.56	10.22	3.59
260x100x30 x 2,50	260	100	30	2.50	2.50	12.59	9.88	2.81	1326.07	174.75	102.01	25.19	10.26	3.73
260x100x30 x 3,20	260	100	30	3.20	3.20	15.97	12.53	2.74	1667.56	217.17	128.27	31.29	10.22	3.69
280x80x20 x 2,00	280	80	20	2.00	2.00	9.34	7.33	1.80	1068.62	72.85	76.33	12.13	10.70	2.79
280x80x20 x 2,50	280	80	20	2.50	2.50	11.59	9.10	1.74	1317.29	88.59	94.09	14.75	10.66	2.76
280x80x20 x 3,20	280	80	20	3.20	3.20	14.69	11.53	1.67	1653.19	109.04	118.08	18.15	10.61	2.72
280x90x25 x 2,00	280	90	25	2.00	2.00	9.94	7.80	2.26	1173.52	105.72	83.82	16.17	10.87	2.26
280x90x25 x 2,50	280	90	25	2.50	2.50	12.34	9.69	2.21	1448.07	129.06	103.43	19.74	10.83	3.23
280x90x25 x 3,20	280	90	25	3.20	3.20	15.65	12.28	2.14	1819.97	159.75	130.00	24.42	10.79	3.20
280x100x25 x 2,00	280	100	25	2.00	2.00	10.34	8.11	2.62	1250.81	136.29	89.34	18.98	11.00	3.63
280x100x25 x 2,50	280	100	25	2.50	2.50	12.84	10.08	2.57	1544.33	166.69	110.31	23.20	10.97	3.60
280x100x25 x 3,20	280	100	25	3.20	3.20	16.29	12.79	2.49	1942.57	206.85	138.75	28.78	10.92	3.56
300x80x20 x 2,00	300	80	20	2.00	2.00	9.74	7.64	1.72	1258.80	74.18	83.92	12.20	11.37	2.76
300x80x20 x 2,50	300	80	20	2.50	2.50	12.09	9.49	1.67	1552.38	90.18	103.49	14.82	11.33	2.73
300x80x20 x 3,20	300	80	20	3.20	3.20	15.33	12.03	1.60	1949.38	110.92	129.96	18.23	11.28	2.69
300x80x30 x 3,20	300	80	30	3.20	3.20	15.97	12.53	1.83	2049.89	132.67	136.66	22.69	11.33	2.88
300x90x20x 3,20	300	90	20	3.20	3.20	15.97	12.53	1.92	2090.79	149.33	139.39	22.09	11.44	3.06
300x90x20x4,75	300	90	20	4.75	4.75	23.22	18.22	1.76	2979.39	204.38	198.63	30.20	11.33	2.97
300x90x25 x 2,00	300	90	25	2.00	2.00	10.34	8.11	2.17	1380.25	107.87	92.02	16.27	11.56	3.23
300x90x25 x 2,50	300	90	25	2.50	2.50	12.84	10.08	2.12	1703.89	139.69	113.59	19.86	11.52	3.49
300x90x25 x 3,20	300	90	25	3.20	3.20	16.29	12.79	2.05	2142.82	163.00	142.85	24.85	11.47	3.16
300x90x25x 4,75	300	90	25	4.75	4.75	23.69	18.60	1.89	3056.61	224.23	203.77	33.79	11.36	3.08
300x90x30 x 2,50	300	90	30	2.50	2.50	13.09	10.27	2.24	1741.41	142.07	116.09	21.84	11.53	3.29
300x90x30 x 3,20	300	90	30	3.20	3.20	16.61	13.04	2.17	2190.84	176.15	146.06	27.07	11.49	3.26
300x90x30x 4,75	300	90	30	4.75	4.75	24.17	18.97	2.01	3127.90	243.31	208.53	37.37	11.38	3.17
300x90x40x 3,20	300	90	40	3.20	3.20	17.25	13.54	2.41	2275.54	200.98	151.70	32.05	11.49	3.41
300x90x40x 4,75	300	90	40	4.75	4.75	25.12	19.72	2.25	3252.62	279.30	216.91	44.52	11.38	3.33
300x100x25 x 2,00	300	100	25	2.00	2.00	10.74	8.43	2.52	1469.05	139.14	97.14	19.11	11.70	3.60
300x100x25 x 2,50	300	100	25	2.50	2.50	13.34	10.47	2.47	1814.53	170.18	120.97	23.36	11.66	3.57
300x100x25 x 3,20	300	100	25	3.20	3.20	16.93	13.29	2.39	2283.77	211.19	152.25	28.98	11.62	3.53
300x100x30 x 2,00	300	100	30	2.00	2.00	10.94	8.59	2.65	1499.07	149.27	99.94	20.88	11.71	3.69
300x100x30 x 3,20	300	100	30	3.20	3.20	17.25	13.54	2.52	2331.79	227.15	155.45	31.75	11.63	3.63